

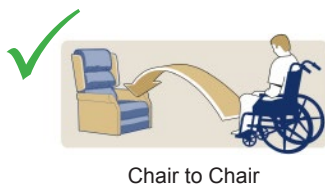
Long Seat

The Oxford® Long Seat sling is a hammock style sling designed for amputees but also suitable for other patients. This sling is traditionally fitted from a recumbent position and the use of side suspenders will facilitate a more comfortable transfer. Patients should be carefully assessed for suitability by a qualified person.

- ✓ Available in polyester or net materials
- ✓ Available with or without commode aperture
- ✓ Colour coded binding indicates sling size
- ✓ Positioning handles allow easy patient repositioning
- ✓ Coloured attachment loops promote correct/safe positioning
- ✓ Can be customised to fulfil patient specific needs



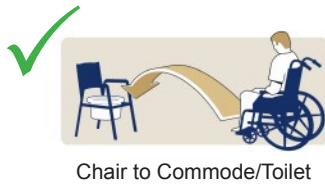
WITH COMMODE APERTURE



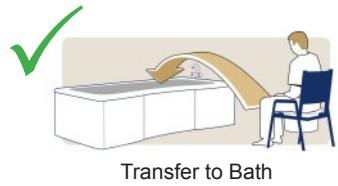
Chair to Chair



Bed to Chair/Chair to Bed



Chair to Commode/Toilet



Transfer to Bath



Floor to Bed/Chair



Rehab/Assisted Standing

Size	Part No. (Solid)	Part No. (Net)	SWL
XS	SPECIAL	SPECIAL	227 kg
S	SL1100	SL1101	227 kg
M	SL1103	SL1104	227 kg
L	SL1106	SL1107	227 kg
XL	SPECIAL	SPECIAL	227 kg

Size	Part No. (Commode Solid)	Part No. (Commode Net)	SWL
XS	SPECIAL	SPECIAL	227 kg
S	SL1125	SL1126	227 kg
M	SL1128	SL1129	227 kg
L	SL1131	SL1132	227 kg
XL	SPECIAL	SPECIAL	227 kg



Joerns Healthcare strongly recommends that a thorough risk assessment is conducted by a competent person prior to lifting/transferring any client to ensure their complete safety, comfort and dignity is maintained at all times.