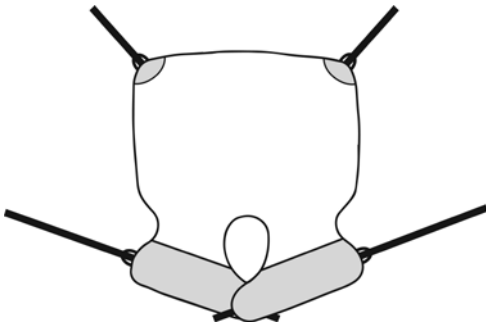


User Instruction Manual

Oxford® UltraFine Lite Deluxe Leg Sling

To avoid injury, read user manual prior to use.



Introduction

The Oxford UltraFine Deluxe Leg sling incorporates flared leg sections for increased patient support. Made from a super-soft microfibre polyester, it offers excellent levels of comfort and the low-friction rip-stop nylon to the leg sections ensures easy application. The head support (where fitted) incorporates removable 'bones' for added support.

Special Sling Orders

On occasions, material, dimensional and other changes outside of the standard specification are requested. Please be advised, that aside of any model specific references, fitting, washing and safety guidelines remain applicable. If you are in any doubt, please contact your authorised Oxford service agent or Joerns Healthcare directly.

Statement of Intended Use

A sling is an item of moving and handling equipment that is used with a mechanical lift in order to facilitate the transfer of a patient. It comprises a specially designed and constructed piece of fabric that is placed under and/or around a patient before being attached to the spreader bar/cradle of a lift to raise, transfer and lower the patient. When selected and used correctly, a sling and lift combination will achieve a safer transfer and reduce the risks associated with manual handling.

It is the responsibility of a competent person to conduct a thorough risk assessment prior to using any sling, to ensure that the sling choice, method of positioning in the sling and procedure for transfer has been correctly determined for the patient. For further guidance, please contact your authorised Oxford Service Provider or Joerns Healthcare.

FOR USE WITH PASSIVE LIFTS ONLY.

Expected Service Life

The expected service life of an Oxford sling will vary dependent on use and following the care and washing instructions provided in the user guide. Factors such as wash temperature, detergents, frequency of use and patient weight will impact on the lifetime of your sling. Joerns Healthcare recommend that slings are checked each and every time prior to use to ensure the safety of the patient. Bleached, torn, cut, frayed or broken slings are unsafe and must be discarded and replaced. It is a requirement under LOLER (Lifting Operations and Lifting Equipment Regulations 1998) that slings are thoroughly checked and passed fit for use. For further advice, please contact your authorised Oxford Service Provider or Joerns Healthcare.

⚠ WARNING

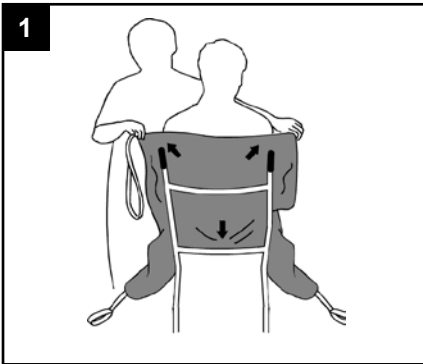
- **OXFORD RECOMMENDS THE USE OF GENUINE OXFORD PARTS. Oxford sling and lift products are designed to be compatible with one another. For country specific guidance on sling use and compatibility, please refer to the sling label or contact your local market distributor or Joerns Healthcare.**
- **For the safety of the patient and carer; before using a sling a full risk assessment must be conducted to ensure that the correct sling choice, method of positioning in the sling and procedure for transfer has been determined for the patient.**
- **CHECK sling and stitching before each use. Using bleached, torn, cut, frayed or broken slings is unsafe and could result in serious injury or death to the patient.**
- **DO NOT** alter slings. Destroy and discard worn slings.
- **NEVER** leave a patient unattended.
- **DO NOT** exceed the rated capacity of the sling or lift.
- **DO NOT** attempt to re-position a patient by pulling on the sling loops.

Fitting the Sling from a Seated Position

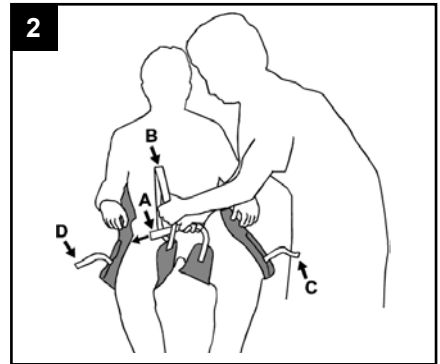
⚠ WARNING - DETACHABLE SLING STRAPS

If your sling has detachable straps, it is critical to ensure they are securely attached to the sling prior to lifting a patient. Failure to do so may result in injury to the patient and/or care giver.

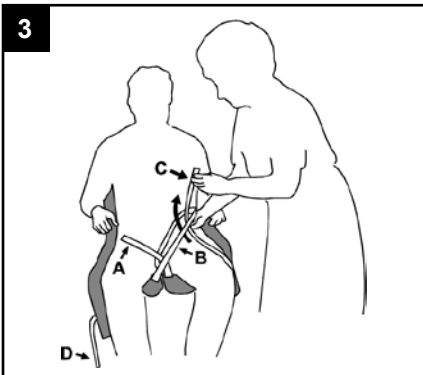
Feed each individual strap through the colour-coded loop on the sling. Next, feed the strap through the 'D' ring and pull it back on itself. Ensure the strap is securely attached to the sling and repeat for remaining straps.



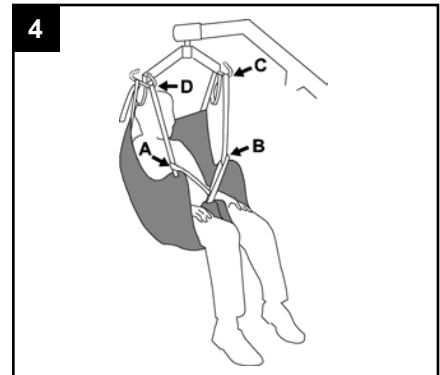
Make sure the positioning straps and sling identification label are on the outside of the sling. Feed the sling down the back of the patient, leaving the aperture at the base of the spine. Check the sling is square across the shoulders.



Whilst ensuring that the leg section is not twisted, carefully feed it under and up between the patient's legs. Repeat this procedure for the other leg. Cross strap A through strap B.



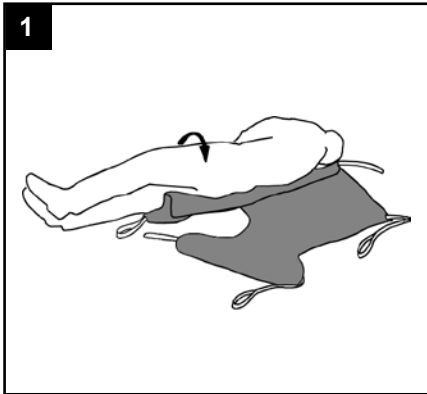
Pass strap C up through strap B then repeat for the other leg using strap D through strap A. Check the sling is smooth under the patient and the position is comfortable.



Move the hoist into position and attach the leg straps to the front hooks on the spreader. Next attach the shoulder straps to maintain an upright seated position. The lift may move towards the patient as you do this. When reseatting the client, use the sling positioning handles to help achieve a safe and comfortable position.

NOTE: Sling positioning handles are designed for turning a patient only and must not be used for lifting.

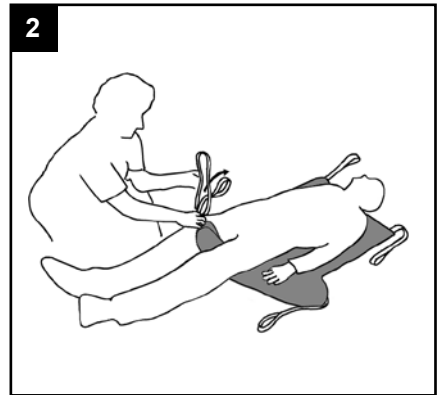
Fitting the Sling from a Lying Position



Draw sheet roll the client onto the sling, ensuring that the sling aperture is at the base of the spine.

NOTE: For added safety and support, Joerns Healthcare recommend the use of a head support when lifting from the floor.

IMPORTANT: ENSURE THAT YOUR CLIENT'S HEAD IS SUPPORTED AT ALL TIMES DURING TRANSFER.



Carefully feed the leg sections under and up between the patient's legs, ensuring that the sling is positioned comfortably and not twisted or creased under the thighs. Configure the leg straps in the same manner as with the seated position (step 3). Next, proceed to attach the sling to the spreader bar in the same manner as with the seated position (step 4).

NOTE: The longer you attach the shoulder straps, the more reclined the client will be.

Technical Specifications

STANDARD	BS EN ISO 10535
----------	-----------------

Sizing & Safe Working Load

SIZE	SWL
XS	227kg / 500lbs
SMALL	227kg / 500lbs
MEDIUM	227kg / 500lbs

SIZE	SWL
LARGE	227kg / 500lbs
XL	227kg / 500lbs

Special sizes can be made made to order. Please contact your authorised Oxford distributor or Joerns Healthcare for more information.

Washing Instructions



Machine wash at 85°C.



DO NOT wash with bleach. Bleach will damage the sling's material and make it unsafe for use.



Cool tumble dry, air dry or dry at very low temperature.



DO NOT dry clean.

⚠ WARNING

Slings can suffer damage during washing and drying and should be checked carefully before each use.

PLEASE NOTE: Additional slings are available to meet individual patient needs. We advise that you always seek the advice of a trained clinician, authorised Oxford distributor or Joerns Healthcare prior to purchase or use.

THIS PAGE IS INTENTIONALLY BLANK

THIS PAGE IS INTENTIONALLY BLANK

